



Double Cab Limited shown in Phantom Gray Pearl with running boards



Double Cab Limited interior shown in Taupe with available Leather Trim Package, touch-screen DVD navigation system¹ with JBL AM/FM/CD and eight speakers



Double Cab Limited standard power vertical sliding rear window

05 MODEL GRADES

The Tundra Double Cab has it all.

Standard Features:

- SR5 and Limited (4x2 and 4x4) with a 4.7-liter i-FORCE V8 VVT-i engine
- 17-in. alloy wheels with P265/65R17 tires (Limited only)
- Four full-size doors
- Seating for up to six adults (when properly equipped)
- Power vertical sliding rear window
- Rear 60/40 split/fold/tumble bench with vertically adjustable headrests and fold-down center armrest with dual cup holders
- Anti-theft system with remote keyless entry system
- Fog lamps
- 4-wheel Anti-lock Brake System (ABS)
- Towing Package

Available Features:

- Limited-slip rear differential
- Vehicle Stability Control (VSC)² with Traction Control (TRAC)
- Power moonroof
- Touch-screen DVD navigation system¹ with JBL AM/FM/CD and eight speakers
- Rear-seat DVD entertainment system (including 115V power outlet)
- JBL AM/FM Cassette/CD with 6-disc changer, eight speakers and steering wheel audio controls
- Leather Trim Package
- Heated seats (Leather Trim Package required)
- Overhead console with compass, outside temperature gauge and HomeLink^{®3} universal transceiver

1. The Toyota touch-screen DVD navigation system is designed to assist in locating an address or point of interest. Discrepancies may be encountered between the system and your actual location. Changes in street names, road closures, traffic flow or other road system changes may affect the accuracy of the mapping software. Rely upon your common sense to decide whether or not to follow a specified route. Detailed coverage not available in every city. Optional periodic geographic updates available at an additional cost. See your *Navigation System Owner's Manual* and your Toyota dealer for further details.

2. Toyota Vehicle Stability Control (VSC) is an electronic system designed to help the driver maintain vehicle control under adverse conditions. It is not a substitute for safe driving practices. Factors including speed, road conditions and driver steering input can all affect whether VSC will be effective in preventing a loss of control. Please see your *Owner's Manual* for further details.

3. HomeLink[®] is a registered trademark of Johnson Controls, Inc.



Access Cab SR5 V8 shown in Black with available 17-in. alloy wheels and chrome wheel arch moldings



Access Cab Limited V8 shown in Phantom Gray Pearl

05 MODEL GRADES

The Access Cab SR5 has all the force and features of the Regular Cab, plus seating for three passengers in the rear seats. Check out the standard features in addition to or in place of Regular Cab standard features:

- Touch-Select 4WD system (V8 only)
- Cruise control (V8 only)
- Front fabric 60/40 split-bench seat with vertically adjustable headrests and fold-down center console armrest with dual cup holders (automatic only)
- Front fabric captain's chairs with vertically adjustable headrests, multi-function center console with front and rear dual cup holders, dual 12V auxiliary power outlets, covered armrest storage compartment and notepad holder (V6 manual only)
- Rear 60/40 split-bench with vertically adjustable headrests and fold-down center armrest with dual cup holders
- Tilt-out rear quarter windows with privacy glass
- Bed and tailgate rail caps (tailgate cap on Regular Cab only)

The Access Cab Limited has almost every feature you could want in a full-size pickup. Additional standard features include:

- Color-keyed front and rear bumpers, grille and body side moldings, and overfenders with integrated mudguards
- Power color-keyed outside mirrors
- 17-in. alloy wheels with P265/65R17 tires
- Fog lamps
- AM/FM/CD with six speakers
- Anti-theft system with remote keyless entry system
- Power door locks and windows
- Power sliding rear window with privacy glass



Regular Cab shown in Natural White



Regular Cab 4x4 V8 shown in Desert Sand Mica

05 MODEL GRADES

With the powerful 245-hp V6 engine and industrial-strength frame, the 2005 Tundra 4x2 lets you pile on the workload with ease. Check out these standard features:

- Argent grille and front and rear bumpers
- Aerodynamic multi-reflector halogen headlamps with auto-off feature
- High Solar Energy-Absorbing (HSEA) glass
- Dual black outside mirrors
- Rear center high-mount stop lamp (CHMSL) with integrated cargo lamp
- Fuel-filler door with gas cap holder
- Removable locking tailgate
- Tailgate rail cap
- 4-wheel Anti-lock Brake System (ABS)
- 16-in. steel wheels with P245/70R16 tires
- Vinyl flooring
- Fabric bench seat with vertically adjustable headrests and fold-down center armrest
- Driver and front outboard passenger airbags¹ with passenger dual-stage airbag cutoff switch
- Speedometer, tachometer, LCD odometer with twin tripmeters, fuel level, coolant temperature and oil pressure gauges, and voltmeter
- AM/FM CD with four speakers
- Dual 12V auxiliary power outlets
- Dual cup holder

The ultimate Toyota truck. Our revolutionary 282-hp DOHC i-FORCE V8 provides 325 lb.-ft. of standard torque to get you through the toughest jobs. The following are standard features in addition to or in place of Regular Cab V6 4x2 standard features:

- Chrome front bumper with color-keyed grille
- Front and rear mudguards
- 16-in. styled steel wheels with P245/70R16 tires
- Touch-Select 4WD system (V8 only)
- Defroster-linked air conditioning
- Cruise control

1. The Toyota driver, front passenger, front seat-mounted side airbags and side curtain airbags are Supplemental Restraint Systems (SRS). The driver and front passenger airbags are designed to deploy in severe (usually frontal) collisions where the magnitude and duration of the forward deceleration of the vehicle exceed the design threshold level. The side airbags and side curtain airbags are designed to inflate in certain types of severe side-impact collisions. In all other accidents, the airbags will not inflate. To decrease the risk of injury from a deploying airbag, always wear seatbelts, sit upright in the middle of the seat as far back as possible from the airbag modules and do not lean against the door. Do not put objects in front of an airbag or around the seatback. Do not use rearward-facing child seats in any front passenger seat. The force of a deploying SRS airbag may cause serious injury or death. Please see your *Owner's Manual* for further instructions.




Access Cab SR5 V8 interior shown in Light Charcoal with carpeted floor mats

05 INTERIOR

Take a load off. Tundra's spacious interior can help soothe your aching muscles with a host of features designed for your comfort. Other interior highlights include:

- Rear 60/40 split-bench seat with fold-down center-console armrest with cup holders (standard on all Access Cab models)
- Hidden storage compartment under rear bench seat (standard on all Access Cab models)
- Dual sun visors with sliding extensions (not available on Regular Cab V6)
- Power doors and window locks (standard on Limited, available on Regular Cab and Access Cab SR5)
- Tilt steering wheel (available on Regular Cab 4x2, standard on all other models)
- High Solar Energy-Absorbing (HSEA) glass
- Leather-trimmed power captain's chairs with wood-grain-style interior accents (available on Limited)



Leather Trim Package includes leather-trimmed captain's chairs with power-adjustable driver's seat and wood-grain-style interior trim (available on Limited models only).



Steering wheel audio controls (available on Limited models only).



AM/FM Cassette/CD with 6-disc changer (standard on Limited).

For a complete breakdown of available equipment, please visit Models. Also check out the many Options and Accessories available to personalize your Toyota.

Please remember, Toyota vehicles are built with popular option combinations. Not all options are available separately and some options and accessories may not be available in all regions of the country. So please contact your Toyota dealer, who can help locate the vehicle that's right for you.

The 2005 Tundra Double Cab. Bigger. Better. Bolder.

Bigger

The Tundra Double Cab isn't just bigger than the competition. It's designed to give serious full-size truck buyers more usable space.

- More cargo-carrying¹ volume than F-150²
– 43.9 cu. ft. vs. 43.4 cu. ft.
- Over 6 in. longer than F-150²
- Over 5 in. longer than Titan²
- Wider overall than F-150², Silverado² and Titan²
– 79.3-in. vs. 78.9-in. (F-150), 78.5-in. (Silverado) and 78.8-in. (Titan)
- Longer wheelbase than F-150² and Titan²
– 140.5-in. vs. 138.5-in. (F-150) and 139.8-in. (Titan)

Better

Toyota's made its name by engineering quality into every vehicle. And this full-size truck is no exception:

- First-in-class³ power vertical sliding rear window
- First-in-class³ rear pillar-mounted AC/heater vents
- More rear leg room than Ram²
– 37.5-in. vs. 36.4-in.
- More front leg room than F-150²
– 41.6-in. vs. 41.3-in.
- More head room — front and rear — than F-150²
– 41.2-in. and 40.2-in. vs. 40.1-in. and 39.6-in.
- More front head room than Titan²
– 41.2-in. vs. 41.0-in.
- 3-point seatbelts in all seating positions
- Tundra's rear seatbacks are set at a posture-friendly 24 degrees

Bolder

Other full-size trucks can get the job done. But the Tundra Double Cab SR5 4x2 with its 282-hp 4.7-liter i-FORCE V8 with VVT-i does it without even breaking a sweat:

- More payload¹ capacity than F-150², Ram², Silverado² and Titan²
– 1835 lb. vs. 1530 lb. (F-150), 1690 lb. (Ram), 1814 lb. (Silverado) and 1585 lb. (Titan)
- Much better power-to-weight ratio than F-150²
– 16.9 lb. per hp vs. 22.6 lb. per hp
- More powerful standard V8 horsepower and torque than F-150²
– 282 hp @ 5400 rpm vs. 231 hp @ 4750 rpm
– 325 lb.-ft. @ 3400 rpm vs. 293 lb.-ft. @ 3500 rpm
- More sophisticated front brakes than F-150²
– 4-piston front brake calipers vs. 2-piston front brake calipers
– 4-wheel/4-channel ABS vs. 4-wheel/3-channel ABS

1. Cargo and load capacity limited by weight and distribution. Payload includes the weight of occupants, optional equipment and cargo; limited by weight distribution.

2. Comparison data compiled on 2005 Tundra SR5 Double Cab 4x2 4.7-liter V8 vs. Dodge Ram Quad Cab SLT 4x2 4.7-liter V8, Ford F-150 SuperCrew XLT 4x2 4.6-liter V8, Chevrolet Silverado 1500 Crew Cab 4x2 LS 5.3-liter V8 and Nissan Titan XE Crew Cab 4x2 5.6-liter V8 2005 models. Certain specifications, prices and equipment data have been provided under license from Automotive Information Center (AIC). ©2004 Automotive Information Center. All rights reserved. This information is supplied for personal use only and may not be used for any commercial purpose whatsoever without the express written consent of Automotive Information Center. Although AIC checks regularly with auto manufacturers and their representatives to confirm the accuracy and completeness of the data, it makes no guarantee of warranty, either express or implied, including without limitation any warranty of merchantability or fitness for particular purpose, with respect to the data presented here. All specifications, prices and equipment are subject to change without notice.

3. 2005 full-size segment.



MODEL GRADE FEATURES

REGULAR CAB BASE V6	REGULAR CAB BASE V8	ACCESS CAB SR5 V6	ACCESS CAB SR5 V8/ STEPSIDE V8	ACCESS CAB LIMITED V8/ STEPSIDE V8	DOUBLE CAB SR5 V8	DOUBLE CAB LIMITED V8
------------------------	------------------------	----------------------	--------------------------------------	--	----------------------	--------------------------

Exterior

Fog lamps	0 ¹	0 ²	0	0	S	0	S
Argent grille and front and rear bumpers	S	–	–	–	–	–	–
Chrome front bumper with color-keyed grille	–	S	–	–	–	–	–
Color-keyed front bumper with chrome grille inserts and chrome rear bumper	–	–	S	S	–	S	–
Color-keyed front and rear bumpers and grille (color-keyed body side moldings)	–	–	–	–	S	–	S
Chrome wheel arch moldings	–	0 ³	0	0	–	S	–
Color-keyed overfenders with integrated mudguards	–	–	0 ⁴	0 ⁵	S	0	S
Black body side moldings with chrome inserts	–	–	S	S	–	–	–
Color-keyed body side moldings with chrome inserts	–	–	–	–	–	S	–
Color-keyed outside door handles	–	S	S	S	S	S	S
Front and rear mudguards	0	S	S	S	S	S	S
Aerodynamic multi-reflector halogen headlamps with auto-off feature	S	S	S	S	S	S	S
High Solar Energy-Absorbing (HSEA) glass	S	S	S	S	S	S	S
16-in. steel wheels with P245/70R16 tires	S	S	–	–	–	–	–
16-in. styled steel wheels with P245/70R16 tires	–	0	S	S ⁶	–	S	–
16-in. styled steel wheels with P265/70R16 tires	–	–	0	0	–	0	–
16-in. aluminum alloy wheels with P265/70R16 tires	–	–	0	0	P	P	P
17-in. alloy wheels with P265/65R17 tires	–	–	–	0	S	0	S
Power outside mirrors (chrome on SR5, color-keyed on Limited)	–	P	S	S	S	S	S
Black remote outside mirrors	S	S	–	–	–	–	–
Removable locking tailgate	S	S	S	S	S	S	S
Bed rail caps (tailgate cap on Regular Cab only)	S	S	S	S	S	S	S
Full-size spare tire	S	S	S	S	S	S	S

Interior

Vinyl flooring	S	S	–	–	–	–	–
Cut-pile carpeting	–	–	S	S	S	S	S
Fabric bench seat with vertically adjustable headrests and fold-down center armrest	S	S	–	–	–	–	–
Front fabric 60/40 split-bench seat with vertically adjustable headrests and fold-down center console armrest with dual cup holders	–	–	S ⁷	S	S	0	0
Front fabric captain's chairs (power-adjustable driver-side seat on Limited) with vertically adjustable headrests, multi-function center console with front and rear dual cup holders, dual 12V auxiliary power outlets, covered armrest storage compartment and notepad holder	–	–	0 ⁸	0	0	S	S
Rear 60/40 split-bench seat with vertically adjustable headrests and fold-down center armrest with dual cup holders	–	–	S	S	S	–	–
Rear 60/40 split/fold/tumble bench seat with vertically adjustable headrests and fold-down center armrest with dual cup holders	–	–	–	–	–	S	S
Speedometer, tachometer, LCD odometer with twin tripmeters, fuel level, coolant temperature and oil pressure gauges, and voltmeter	S ⁹	S ⁹	S	S	S	S	S
AM/FM CD with six speakers (four speakers on Regular Cab)	S	S	S	S	–	S	–
AM/FM Cassette/CD with 6-disc changer and six speakers	–	–	0	0	S	–	–
JBL AM/FM Cassette/CD with eight speakers	–	–	–	–	–	0	S

S = Standard

0 = Optional

– = Not Available

P = Feature available only as part of an option package.

1. Requires tilt steering wheel.

2. Requires Convenience Package.

3. Requires 16-in. styled steel wheels with P265/70R16 tires.

4. Requires 16-in. alloy wheels or 16-in. styled steel wheels with P265/70R16 tires.

5. Requires 16-in. styled steel wheels with P265/70R16 tires, 16-in. 6-spoke aluminum alloy wheels or 17-in. alloy wheels; standard on StepSide.

6. Standard on Access Cab SR5 V8, not available on StepSide.

7. Not available on V6 manual models.

8. Standard on V6 manual models.

9. Tachometer not available on Base Grade models.

MODEL GRADE FEATURES

REGULAR CAB BASE V6	REGULAR CAB BASE V8	ACCESS CAB SR5 V6	ACCESS CAB SR5 V8/ STEPSIDE V8	ACCESS CAB LIMITED V8/ STEPSIDE V8	DOUBLE CAB SR5 V8	DOUBLE CAB LIMITED V8
------------------------	------------------------	----------------------	--------------------------------------	--	----------------------	--------------------------

Interior (continued)

Dual 12V auxiliary power outlets	\$	\$	\$	\$	\$	\$	\$
Driver and passenger sun visors	\$	\$	–	–	–	–	–
Driver and passenger dual sun visors with extensions and vanity mirror	–	P	\$	\$	\$	\$	\$
Dual cup holder	\$	\$	–	–	–	–	–
Tilt-out rear quarter windows with privacy glass	–	–	\$	\$	\$	–	–
Power door locks and windows	–	P	\$	\$	\$	\$	\$
Sliding rear window with privacy glass	–	P	\$	\$	\$	–	–
Power sliding rear window with privacy glass	–	–	–	–	\$	–	–
Power vertical sliding rear window with privacy glass	–	–	–	–	–	\$	\$
Privacy glass on rear door windows	–	–	–	–	–	0	\$
Defroster-linked air conditioning	0	\$	\$	\$	\$	\$	\$
Tilt steering wheel (includes variable intermittent windshield wipers)	0	P	\$	\$	\$	\$	\$
Cruise control	–	P	\$ ¹	\$	\$	\$	\$
Service reminder indicator	\$	\$	\$	\$	\$	\$	\$

Safety and Convenience

Tire Pressure Monitor System ²	\$	\$	\$	\$	\$	\$	\$
Driver and front outboard passenger dual-stage airbags ³ (with Occupant Classification System on captain's chair models)	\$	\$	\$	\$	\$	\$	\$
Driver and front passenger seat-mounted airbags and front- and second-row roll-sensing side curtain airbags (RSCA) ³ with cutoff switch	–	–	–	–	–	0	0
Front passenger airbag cutoff switch	\$	\$	\$	\$	\$	–	–
3-point seatbelts with Automatic/Emergency Locking Retractors (ALR/ELR) in all seating positions (driver's seatbelt with ELR only) with front outboard passenger seatbelt reminder light	\$	\$	\$	\$	\$	\$	\$
3-point seatbelts in all rear seating positions	–	–	\$	\$	\$	\$	\$
Front seatbelt pretensioners with force limiters	\$	\$	\$	\$	\$	\$	\$
Energy-absorbing steering column	\$	\$	\$	\$	\$	\$	\$
Ladder frame with impact-absorbing front structure	\$	\$	\$	\$	\$	\$	\$
Side-impact door beams in all doors	\$	\$	\$	\$	\$	\$	\$
Rear center high-mount stop lamp (CHMSL) with integrated cargo lamp	\$	\$	\$	\$	\$	\$	\$
Vehicle Stability Control (VSC) ^{4,5} with Traction Control (TRAC), Brake Assist ⁶ , Daytime Running Lights (DRL) and automatic limited-slip rear differential	0 ⁷	0 ^{8,9}	0 ¹⁰	0 ⁹	0 ⁹	0 ⁹	0 ⁹
4-wheel Anti-lock Brake System (ABS) with Electronic Brake-force Distribution (EBD)	\$	\$	\$	\$	\$	\$	\$
Anti-theft system	–	–	–	–	\$	0	\$
Remote keyless entry system	–	0 ¹¹	\$	\$	\$	0	\$

S = Standard
0 = Optional
– = Not Available
P = Feature available only as part of an option package.

1. Not available on V6 manual models.

2. Toyota's Tire Pressure Monitor System alerts the driver when tire pressure is critically low. For optimal tire wear and performance, tire pressure should be checked regularly with a gauge; do not rely solely on the Monitor System. See your *Owner's Manual* for details.

3. The Toyota driver, front passenger, front seat-mounted side airbags and side curtain airbags are Supplemental Restraint Systems (SRS). The driver and front passenger airbags are designed to deploy in severe (usually frontal) collisions where the magnitude and duration of the forward deceleration of the vehicle exceed the design threshold level. The side airbags and side curtain airbags are designed to inflate in certain types of severe side-impact collisions. In all other accidents, the airbags will not inflate. To decrease the risk of injury from a deploying airbag, always wear seatbelts, sit upright in the middle of the seat as far back as possible from the airbag modules and do not lean against the door. Do not put objects in front of an airbag or around the seatback. Do not use rearward-facing child seats in any front passenger seat. The force of a deploying SRS airbag may cause serious injury or death. Please see your *Owner's Manual* for further instructions.

4. Toyota Vehicle Stability Control (VSC) is an electronic system designed to help the driver maintain vehicle control under adverse conditions. It is not a substitute for safe driving practices. Factors including speed, road conditions and driver steering input can all affect whether VSC will be effective in preventing a loss of control. Please see your *Owner's Manual* for further details.

5. Includes fog lamps on Double Cab SR5.

6. Brake Assist is designed to help the driver take full advantage of the benefits of ABS. It is not a substitute for safe driving practices. Braking effectiveness also depends on proper brake-system maintenance and tire and road conditions.

7. Requires air conditioning, fog lamps and tilt steering wheel.

8. Requires Convenience Package and fog lamps.

9. Automatic limited-slip rear differential not available with mechanical limited-slip rear differential.

10. Requires fog lamps.

11. Requires Convenience Package.

PACKAGES AND OPTIONS

REGULAR CAB BASE V6	REGULAR CAB BASE V8	ACCESS CAB SR5 V6	ACCESS CAB SR5 V8/ STEPSIDE V8	ACCESS CAB LIMITED V8/ STEPSIDE V8	DOUBLE CAB SR5 V8	DOUBLE CAB LIMITED V8
------------------------	------------------------	----------------------	--------------------------------------	--	----------------------	--------------------------

Package Availability

All-Weather Guard Package — includes heavy-duty battery, starter and heater (includes heated mirrors when power mirrors are offered)	0 ¹	0	0	0	0	0
Convenience Package — includes power windows and door locks, chrome power mirrors, cruise control, driver and passenger dual sun visors with vanity mirrors, and variable intermittent windshield wipers	–	0	–	–	–	–
V8 Towing Package — includes Class IV towing hitch receiver, 7-pin connector with converter, heavy-duty 130-amp alternator and supplemental transmission oil cooler	–	0	–	0	0	\$
TRD Off-Road Package — includes off-road-tuned suspension, Bilstein® shock absorbers, 16-in. 5-spoke aluminum alloy wheels with P265/70R16 BFGoodrich® tires, color-keyed fender flares with integrated mudguards and fog lamps	–	–	–	0	0 ²	0
TRD Sport Package (4x2 models)³ — includes tuned coil springs, tuned Tokico shock absorbers, heavy-duty rear stabilizer bar, limited-slip rear differential, 17-in. graphite-toned aluminum alloy wheels with P265/65R17 tires and fog lamps	–	–	–	0	0	–
Leather Trim Package — includes leather-trimmed captain's chairs with power-adjustable driver's seat and wood-grain-style interior trim	–	–	–	–	0	0

Additional Options

16-in. 6-spoke aluminum alloy wheels with P265/70R16 tires	–	–	0	0	–	0
Touch-screen DVD navigation system ⁴ with AM/FM/CD and six speakers	–	–	0	0	0	–
Touch-screen DVD navigation system ⁴ with JBL AM/FM/CD and eight speakers	–	–	–	–	–	0
Full wheel covers	0	0	–	–	–	–
Color-keyed running boards	–	–	–	–	–	0 ⁵
Limited-slip rear differential	–	0	–	0	0	0
Power tilt/slide moonroof with sliding sunshade	–	–	–	–	–	0
Sliding rear window (with privacy glass on Access Cab)	0	0	\$	\$	–	–
AM/FM Cassette/CD with six speakers	–	–	0	0	–	–
JBL AM/FM Cassette/CD with 6-disc changer, eight speakers and steering wheel audio controls	–	–	–	–	–	0
Rear-seat audio system with wireless headphone capability	–	–	–	–	–	0 ⁶
Rear-seat DVD entertainment system with rear audio, two wireless headphones, and remote and wired headphone capability	–	–	–	–	–	0 ⁶
Overhead console with compass, outside temperature gauge and HomeLink® ⁷ universal transceiver	–	–	–	–	–	0
Heated seats (requires Leather Trim Package)	–	–	–	–	–	0

S = Standard **0** = Optional – = Not Available **P** = Feature available only as part of an option package.

1. Requires front and rear mudguards.

2. Color-keyed fender flares with integrated mudguards and fog lamps are standard on Limited.

3. Requires chrome wheel arch molding or color-keyed overfenders with integrated mudguards.

4. The Toyota touch-screen DVD navigation system is designed to assist in locating an address or point of interest. Discrepancies may be encountered between the system and your actual location. Changes in street names, road closures, traffic flow or other road system changes may affect the accuracy of the mapping software. Rely upon your common sense to decide whether or not to follow a specified route. Detailed coverage not available in every city. Optional periodic geographic updates available at an additional cost. See your *Navigation System Owner's Manual* and your Toyota dealer for further details.

5. Requires 17-in. alloy wheels with P265/65R17 tires, 16-in. 6-spoke aluminum alloy wheels with P265/70R16 tires, color-keyed overfenders with integrated mudguards, TRD Off-Road Package or 16-in. styled steel wheels with P265/70R16 tires.

6. Requires JBL AM/FM Cassette/CD with eight speakers and steering wheel audio controls, touch-screen DVD navigation system, AM/FM Cassette/CD with six speakers or JBL AM/FM Cassette/CD with 6-disc changer and eight speakers.

7. HomeLink® is a registered trademark of Johnson Controls, Inc.

SPECIFICATIONS

	REGULAR CAB BASE V6 & V8 4x2	REGULAR CAB BASE V8 4x4	ACCESS CAB SR5 V6 & V8/ STEPSIDE V8 4x2	ACCESS CAB SR5 V8/STEPSIDE V8 4x4	ACCESS CAB LIMITED V8/ STEPSIDE V8 4x2	ACCESS CAB LIMITED V8/ STEPSIDE V8 4x4	DOUBLE CAB SR5 V8/LIMITED V8 4x2	DOUBLE CAB SR5 V8/LIMITED V8 4x4
--	------------------------------------	-------------------------------	---	---	--	--	--	--

Mechanical/Performance

Engine	4.0-liter DOHC 24-valve EFI V6 with VVT-i 245 hp @ 5200 rpm; 282 lb.-ft. @ 3800 rpm								
	Standard	NA	Standard	NA	NA	NA	NA	NA	
	4.7-liter DOHC 32-valve EFI V8 with VVT-i 282 hp @ 5400 rpm; 325 lb.-ft. @ 3400 rpm								
	Available	Standard	Available/ Standard	Standard	Standard	Standard	Standard	Standard	
Ignition	Toyota Direct Ignition (TDI)								
Transmission	6-speed manual overdrive								
	Standard ¹	NA	Standard ¹	NA	NA	NA	NA	NA	
	5-speed electronically controlled transmission (ECT) with overdrive								
	Available ²	Standard	Available ²	Standard	Standard	Standard	Standard	Standard	
Body construction	Welded steel cab and bed, one-piece frame rails with nine cross members and fully boxed front sub-frame								
Suspension	Coil-spring double-wishbone independent front suspension with low-pressure gas-filled shock absorbers and stabilizer bar; leaf spring rear suspension with low-pressure gas-filled shock absorbers								
Steering	Engine speed-sensing power-assisted rack-and-pinion								
Turning circle diameter, curb to curb (ft.)	44.9	44.3	44.9	44.3	44.9	44.3	47.5	47.0	
Brakes	4-wheel Anti-lock Brake System (ABS) — power-assisted front ventilated disc/rear drum with 4-piston front calipers								
Rear differential ratio — V6 manual/automatic — V8 automatic	4.08:1/3.77:1 3.92:1	NA 3.91:1	4.08:1/3.77:1 3.92:1	NA 3.91:1	NA 3.92:1	NA 3.91:1	NA 3.92:1	NA 3.91:1	

Exterior Dimensions (in.)

Overall height	70.5	71.1	70.7/70.5	71.3/71.3	70.5/70.9	71.7/71.3	74.0/74.6	74.4/75.0
Overall width	75.2	75.2	75.2	75.2	79.3	79.3	79.3/79.7	79.3/79.7
Length with rear bumper	218.3	218.3	218.3/218.3	218.3/218.3	218.3/218.3	218.3/218.3	230.1/230.1	230.1/230.1
Wheelbase	128.3	128.3	128.3/128.3	128.3/128.3	128.3/128.3	128.3/128.3	140.5/140.5	140.5/140.5
Track (front/rear)	66.1/64.9	65.9/64.9	66.2/64.9	65.9/64.9	66.1/64.9	65.9/64.9	65.9/67.3	65.9/67.3
Inside bed length/width (StepSide)	98.2/62.8	98.2/62.8	74.7/62.8 (53.8)	74.7/62.8 (53.8)	74.7/62.8 (53.8)	74.7/62.8 (53.8)	74.3/63.3	74.3/63.3
Bed width between wheelwells/height (StepSide)	49.3/17.2	49.3/17.2	49.3/17.2 (19.1)	49.3/17.2 (19.1)	49.3/17.2 (19.1)	49.3/17.2 (19.1)	49.3/20.7	49.3/20.7

Interior Dimensions front/rear (in.)

Head room	40.3/NA	40.3/NA	40.3/38.3	40.3/38.3	40.3/38.3	40.3/38.3	41.2/40.2	41.2/40.2
Shoulder room	62.4/NA	62.4/NA	62.4/63.2	62.4/63.2	62.4/63.2	62.4/63.2	62.1/62.2	62.1/62.2
Hip room	59.3/NA	59.3/NA	59.3/56.6	59.3/56.6	59.3/56.6	59.3/56.6	59.7/58.3	59.7/58.3
Leg room	41.5/NA	41.5/NA	41.5/28.6	41.5/28.6	41.5/28.6	41.5/28.6	41.6/37.5	41.6/37.5

Off-Highway

Approach/departure angle (degrees) — V6 — V8 (StepSide)	26/23 26/23	NA 28/23	27/23 26/23	NA 28/23	NA 26/23	NA 29/24 (28/23)	NA 25/23; 27/23	NA 26/23; 28/24	
Minimum running ground clearance (in.)	10.4	11.2	10.4/10.4	11.2/11.2	10.8/10.4	11.6/11.2	10.9/11.3	11.9/12.3	
Underbody protection	Skid plates under engine and fuel tank (transfer case on 4WD models)								
4x4 transfer case ratios (high/low)	NA	1.00:1/2.57:1	NA	1.00:1/2.57:1	NA	1.00:1/2.57:1	NA	1.00:1/2.57:1	

1. Not available with V8.

2. Standard with V8.

SPECIFICATIONS

	REGULAR CAB BASE V6 & V8 4x2	REGULAR CAB BASE V8 4x4	ACCESS CAB SR5 V6 & V8/ STEPSIDE V8 4x2	ACCESS CAB SR5 V8/STEPSIDE V8 4x4	ACCESS CAB LIMITED V8/ STEPSIDE V8 4x2	ACCESS CAB LIMITED V8/ STEPSIDE V8 4x4	DOUBLE CAB SR5 V8/LIMITED V8 4x2	DOUBLE CAB SR5 V8/LIMITED V8 4x4
Weights and Payload/Towing Capacities								
Curb weight (lb.) — V6 manual/automatic — V8 automatic (StepSide)	3935/3965 4275	NA 4550	4170/4215 4510 (4555)	NA 4785 (4800)	NA 4460 (4470)	NA 4735 (4745)	NA 4765/4800	NA 4965/5020
Gross Vehicle Weight Rating (GVWR) (lb.) — V6 — V8	5500 6300	NA 6300	5700 6300/6010	NA 6300/6010	NA 6300/6010	NA 6300/6010	NA 6600	NA 6600
Payload ¹ (lb.) — V6 manual/automatic — V8 automatic (StepSide)	1565/1535 2025	NA 1750	1530/1485 1790 (1455)	NA 1515 (1210)	NA 1840 (1540)	NA 1565 (1265)	NA 1835/1800	NA 1635/1580
Towing capacity ² (lb.) — V6 — V8	5000 7100 ³	NA 7100 ³	4800 7100 ³	NA 6900 ³	NA 7100 ³	NA 6900 ³	NA 6800	NA 6500
Gross Combined Weight Rating (GCWR) (lb.) — V6 — V8	9200 11,800	NA 11,800	9200 11,800	NA 11,800	NA 11,800	NA 11,800	NA 11,800	NA 11,800
Fuel tank (gal.)	26.4	26.4	26.4	26.4	26.4	26.4	26.4	26.4
Tires								
Size	P245/70R16	P245/70R16	P245/70R16	P245/70R16	P265/65R17	P265/65R17	P265/65R17 ⁴	P265/65R17 ⁴
Type	All-Season	All-Season	All-Season	Mud-and-Snow	Mud-and-Snow	Mud-and-Snow	Mud-and-Snow	Mud-and-Snow
Mileage Estimates (mpg city/highway)⁵								
V6 6-speed manual	17/22	NA	17/22	NA	NA	NA	NA	NA
V6 5-speed automatic	18/22	NA	18/22	NA	NA	NA	NA	NA
V8 5-speed automatic	16/18	15/18	16/18	15/18	16/18	15/18	16/18	15/18

WARRANTIES

Every Toyota Car, Truck and SUV is built to exceptional standards. And that's not idle boasting. We back it up with these Limited Warranty Coverages:

Basic: 36 months/36,000 miles (all components other than normal wear and maintenance items).

Powertrain: 60 months/60,000 miles (engine, transmission/transaxle, front-wheel drive, rear-wheel drive, seatbelts and airbags).

Rust-Through: 60 months/unlimited miles (corrosion perforation of sheet metal).

Emissions: Coverages vary under Federal and California regulations. Refer to applicable *Owner's Warranty Information* booklet for details.

Accessories: Accessories installed at the time of the new vehicle purchase are covered for 36 months/36,000 miles from the vehicle's in-service date, whichever occurs first, under the New Vehicle Limited Warranty.

Accessories installed by the dealer after the new vehicle purchase are covered for 12 months, regardless of mileage, from the accessory installation date, or the remainder of the New Vehicle Limited Warranty, whichever provides greater coverage.

Accessories purchased over the counter are covered for 12 months from the date of purchase. Car covers are warranted for 12 months from the purchase date and are not covered by the New Vehicle Limited Warranty.

TOYOTA FINANCIAL SERVICES*

Now that you're thinking about purchasing or leasing a Toyota, you may also want to consider leasing or financing the purchase of your new vehicle through your participating dealer and Toyota Financial Services (TFS). TFS offers a variety of high-quality finance and lease products to complement your lifestyle. At TFS we realize that purchasing or leasing a vehicle is a major commitment and we have developed some of the finest customer-focused finance and insurance solutions to help protect your interests over time. And in most cases, you may include the charge for these products in your finance or lease contract.

Few companies can match the expertise, quality customer care and total value of TFS. Ask your Toyota dealer or go to www.toyotafinancial.com for details.

*Toyota Financial Services is a service mark of Toyota Motor Credit Corporation and Toyota Motor Insurance Services, Inc. Products are available to qualified customers through your participating Toyota dealer and Toyota Financial Services.

1. Includes the weight of occupants, optional equipment and cargo; limited by weight distribution.
2. Before towing, confirm your vehicle and trailer are compatible, hooked up properly and you have any necessary additional equipment. Do not exceed any Weight Ratings and review all instructions and cautions from your trailer hitch manufacturer and Toyota vehicle *Owner's Manual*. Note that the maximum amount you can tow depends on the total weight of any cargo, occupants and optional equipment in the vehicle.

3. With available Towing Package.
4. P245/70R16 All-Season tires standard on Double Cab SR5.
5. 2005 preliminary mileage estimates determined by Toyota. EPA mileage estimates not available at time of posting. Actual mileage may vary.

COMBINATIONS

REGULAR CAB¹



Tundra MSRP Starting At²:

V6 6M REGULAR CAB 4x2 \$16,055
 V6 5ECT REGULAR CAB 4x2 \$16,895
 V8 5ECT REGULAR CAB 4x2 \$18,530
 V8 5ECT REGULAR CAB SR5 4x4 \$21,860

ACCESS CAB¹



SR5 shown

V6 6M ACCESS CAB SR5 4x2 \$22,510
 V6 5ECT ACCESS CAB SR5 4x2 \$23,280
 V8 5ECT ACCESS CAB SR5 4x2 \$24,235
 V8 5ECT ACCESS CAB SR5 4x4 \$27,565
 V8 5ECT ACCESS CAB LIMITED 4x2 \$27,175
 V8 5ECT ACCESS CAB LIMITED 4x4 \$30,515

STEPSIDE¹



V8 5ECT STEPSIDE ACCESS CAB SR5 4x2 \$24,985
 V8 5ECT STEPSIDE ACCESS CAB LIMITED 4x2 \$27,925
 V8 5ECT STEPSIDE ACCESS CAB SR5 4x4 \$28,315
 V8 5ECT STEPSIDE ACCESS CAB LIMITED 4x4 \$31,265

DOUBLE CAB¹



Limited shown

V8 5ECT DOUBLE CAB SR5 4x2 \$26,220
 V8 5ECT DOUBLE CAB LIMITED 4x2 \$29,845
 V8 5ECT DOUBLE CAB SR5 4x4 \$29,550
 V8 5ECT DOUBLE CAB LIMITED 4x4 \$33,175



Regular Cab available
16-in. full wheel cover



SR5 standard 16-in.
styled steel wheel



SR5 available 16-in.
alloy wheel



Limited standard/SR5
available 17-in. alloy wheel



SR5/Limited available
TRD Off-Road Package
16-in. alloy wheel




TRD Sport Package 17-in.
alloy wheel⁵

- Vehicle shown with available equipment.
- 2005 Manufacturer's Suggested Retail Price, excludes the Delivery, Processing and Handling Fee of \$540 for Cars and \$565 for Trucks, Vans and SUVs. (Historically, vehicle manufacturers and distributors have charged a separate fee for processing, handling and delivering vehicles to dealerships. Toyota's charge for these services is called the "Delivery, Processing and Handling Fee" and is based on the value of the processing, handling and delivery services Toyota provides as well as Toyota's overall pricing structure. Toyota may make a profit on the Delivery, Processing and Handling Fee.) Excludes taxes, license, title and available or regionally required equipment. The Delivery, Processing and Handling Fee in AL, FL, GA, NC and SC is \$35 higher for Trucks, Sienna and SUVs, and \$50 higher for all other Toyota vehicles. The Delivery, Processing and Handling Fee in AR, LA, MS, OK and TX is \$35 higher for all Toyota vehicles. Actual dealer price may vary. Pricing, specifications, standard features and available equipment are based on information available when this page was produced and are subject to change without notice.
- SR5 4x2 V8 models with available TRD Sport Package.

FABRIC/LEATHER



Base/SR5 fabric⁴ in Taupe, Light Charcoal or Dark Gray (shown)




Limited fabric in Taupe, Light Charcoal or Dark Gray (shown)




Limited available Leather Trim Package in Taupe


COLOR




Natural White with Taupe, Light Charcoal⁵ or Dark Gray⁵ interior




Silver Sky Metallic⁶ with Light Charcoal or Dark Gray interior




Phantom Gray Pearl with Taupe, Light Charcoal⁵ or Dark Gray⁵ interior



Desert Sand Mica⁷ with Taupe interior




Salsa Red Pearl with Taupe, Light Charcoal⁵ or Dark Gray⁵ interior



Spectra Blue Mica⁵ with Taupe, Light Charcoal⁵ or Dark Gray⁷ interior



Timberland Mica⁷ with Taupe, Light Charcoal⁵ or Dark Gray⁵ interior



Bluesteel Metallic⁷ with Taupe, Light Charcoal⁵ or Dark Gray⁵ interior



Black with Taupe, Light Charcoal⁵ or Dark Gray⁵ interior

- Base Grade model fabric available in Taupe only.
- Not available on Base Grade models.

- Available on SR5 only.
- Not available on Limited.

Toyota Tundras are designed to meet most off-road driving requirements. Abusive use may result in bodily harm or damage. Toyota encourages responsible operation to protect you, your vehicle and the environment. Some vehicles are shown with available equipment. Seatbelts should be worn at all times. Please do not allow passengers to ride in the cargo area. Towing hitch receivers/ball mount kits are not intended to provide crash protection.

For details on vehicle specifications, standard features and available equipment in your area, contact your Toyota dealer. A vehicle with particular equipment may not be available at the dealership. Ask your Toyota dealer to help locate a specifically equipped vehicle.

All information presented herein is based on data available at the time of posting, is subject to change without notice and pertains specifically to mainland U.S.A. vehicles only (may differ in the state of Hawaii, Puerto Rico, the U.S. Virgin Islands and in other regions).



For Toyota Mobility program details, go to www.toyota.com/mobility or call the Toyota Customer Assistance Center at 1-800-331-4331.

1-800-GO-TOYOTA
 toyota.com
 ©2004 Toyota Motor Sales, U.S.A., Inc.
 KZ5-029





05 ACCESSORIES

A TRD Dual Exhaust

The TRD Tundra Dual Exhaust provides an increase in horsepower and deep aggressive sound. The exhaust features 304 stainless steel to resist rusting and a sporty "TRD" etched tip.

B Front Skid Plate

Give the front end of your truck the Baja-ready look with a front skid plate. Made from heavy gauge aluminum. No drill installation.

C Running Boards

Custom-fit Running Boards add an unbeatable combination of functionality and rugged good looks, color-keyed to match the vehicle.

D Hood Protector

Help keep your vehicle's windshield and hood free from debris with this aerodynamically designed Hood Protector.

E Challenger Stepboard by Steel Horse Automotive®

Brushed stainless steel finish will complement the Double Cab's exterior styling, while providing a sturdy customer assistance platform.

F Towing Hitch Receiver


The family of Genuine Toyota Towing Hitches and Accessories have been designed specifically with your vehicle in mind.

G Doorsill Protector

Protect your vehicle's interior against everyday scuffs and scrapes while providing a slip-resistant surface.

H Truck Bed Extender

Add increased capacity and flexibility to your truck bed with a Bed Extender. Carry larger items with the tailgate open, or keep smaller items secure with the tailgate closed.



05 ACCESSORIES

I Wireless Headphones

Wireless Headphones allow for private listening for rear-seat passengers, personal volume control to adjust sound level, adjustable headphone band for optimal fit and comfort, auto on/off integrated circuit for extended battery life with two AAA batteries being included.

J Molded Dash Appliqué by Superior Dash®

An elegant dash enhances the look of your Tundra's interior. A special UV coating protects the dash from cracking and fading.

K Super Sport Shell by SNUGTOP®

This color-keyed shell was designed to complement the styling of your Tundra. Units feature large frameless tinted slide windows, slider-type front windows and extra-large rear window.

L BedRug® Carpet Bedliner by Wise

The luxury of carpet with the strength and durability of a bedliner, the BedRug® helps protect your cargo and truck. Made from special materials to resist fading and mildew.

M Cargo Net

Don't you hate it when your stuff rolls around while you're driving? The Cargo Net is your answer — it's easy to install and even easier to use.

N Bedliner

Protect your investment! Our Bedliner is made of high-density polyethylene copolymer that prevents warping and punctures. Available in both over- and under-the-rail styles.

O All-Weather Floor Mats

Made with heavy-gauge rubber, these floor mats are easy to rinse clean and provide the ultimate protection for your original carpet. All-Weather Floor Mats handle all types of weather.



P



Q



R



S



T



U



V



W

05 ACCESSORIES

P Sport Pedals by OBX Racing Sports®

Replace your drab stock pedals with a set of Sport Pedals by OBX Racing. Available in sleek silver finish for automatic and manual transmission.

Q Auto-Dimming Mirror

Improve your driving safety with an Auto-Dimming Mirror. Its built-in sensors detect headlight glare and automatically dim the mirror to reduce eyestrain.

R Shift Knobs by OBX Racing Sports®

Black knobs not your style? Energize your ride with these carbon fiber-sleeved sport Shift Knobs by OBX Racing. Available in Chrome, Titanium, Red and Blue. Manual transmission only.

S Premium License Plate Frames

Accessorize your vehicle with a high-quality license frame. Available in 24kt Gold, Chrome and Black Pearl finishes.

T Emergency Assistance Kit

Drive with confidence in knowing that you are secure with your Emergency Assistance Kit. This basic emergency assistance kit contains jumper cables, multi-tool, flashlight, emergency blanket, duct tape, bungee cord, survival whistle, hose clamp and more.

U Alloy Wheel Locks

Wheels can make the vehicle. Keep your wheels where you need them — on your car.

V Exhaust Tip by Valor

Stainless-steel Exhaust Tips by Valor Manufacturing Inc. are made of polished 304 stainless steel and install easily with a single bolt installation. No drilling, cutting or welding required.

W First Aid Kit

This handy First Aid Kit puts supplies where they are needed, when they are needed. The kit contains sterile medical dressings, anti-bacterial ointment and an assortment of other supplies.

Accessories not shown:

- Bed Mat
- Tonneau Covers
- 7-Pin to 4-Pin Adapter
- Tube Steps available in Black and Chrome
- Glass Breakage Sensor (GBS)
- Spare Tire Lock
- Vehicle Intrusion Protection (VIP)¹
- Carpeted Floor Mats
- Hitch-Mounted Bicycle Attachment by Yakima®

See your dealer for complete warranty details. Toyota reserves the right to make modifications to actual products.

¹. Available for vehicles with factory remote keyless entry system.